



FITTINGEN
FITTINGS



RVS FITTINGEN

Bij ons kunt u terecht voor al uw toebehoren in zowel RVS 304 als 316.

Onder Fittingen verstaan wij:

- Beugels (gepolijst of blank)
- BSP / NPT gasdraad fittingen
- Excentrische / Concentrische verlopen
- Flensen / Laskappen
- Lasbochten / T- stukken
- Las- en draadkoppelingen
- Kogelkranen / Afsluiters
- Zuivelkoppelingen

Verkrijgbare kwaliteiten: 1.4301/7 (304L), 1.4404 (316L), 1.4571 (316Ti)

Materialen kunnen geleverd worden met certificaten van 2.2 tot 3.1.

BPS DRAADFITTING - UIT BUIS


BPS THREADED FITTING - FROM PIPE

Draad volgens ISO 7-1R: binnendraad cilindrisch, buitendraad conisch, tenzij anders vermeld.

Threaded according to ISO 7-1R: female parallel thread, male taper thread, unless otherwise stated.

SOK UIT BUIS | SOCKET FROM PIPE

INCH	NW	D	L
1/8"	6	14,0	20
1/4"	8	18,5	25
3/8"	10	21,5	26
1/2"	15	26,5	34
3/4"	20	32,0	36
1"	25	39,5	43
1 1/4"	32	48,5	48
1 1/2"	40	54,5	48
2"	50	66,5	56
2 1/2"	65	82,0	65
3"	80	95,0	71
4"	100	122,0	83



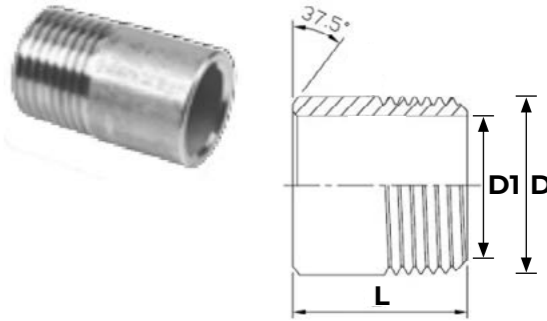
HALVE SOK UIT BUIS | HALF SOCKET FROM PIPE

INCH	NW	D	L
1/8"	6	14,0	11
1/4"	8	18,5	13
3/8"	10	21,5	12
1/2"	15	26,5	15
3/4"	20	32,0	17
1"	25	39,5	19
1 1/4"	32	48,5	22
1 1/2"	40	54,5	22
2"	50	66,5	26
2 1/2"	65	82,0	30
3"	80	95,0	33
4"	100	122,0	40



LASNIPPEL UIT BUIS | WELDING NIPPLE FROM PIPE

INCH	NW	D	D1	L
1/8"	6	10,2	10,0	18 MM
1/4"	8	13,5	13,5	30 MM
3/8"	10	17,2	17,0	35 MM
1/2"	15	21,3	21,0	40 MM
3/4"	20	26,9	27,0	50 MM
1"	25	33,7	33,7	60 MM
1 1/4"	32	42,4	42,0	70 MM
1 1/2"	40	48,3	48,0	80 MM
2"	50	60,3	60,5	90 MM
2 1/2"	65	76,1	76,0	100 MM
3"	80	88,9	89,0	110 MM
4"	100	114,3	114,0	120 MM
5"	125	139,7		130 MM
6"	150	168,3		140 MM
				150 MM
				160 MM
				170 MM
				180 MM
				190 MM
				200 MM
				210 MM
				220 MM
				230 MM
				240 MM
				250 MM
				260 MM
				270 MM
				280 MM
				290 MM
				300 MM



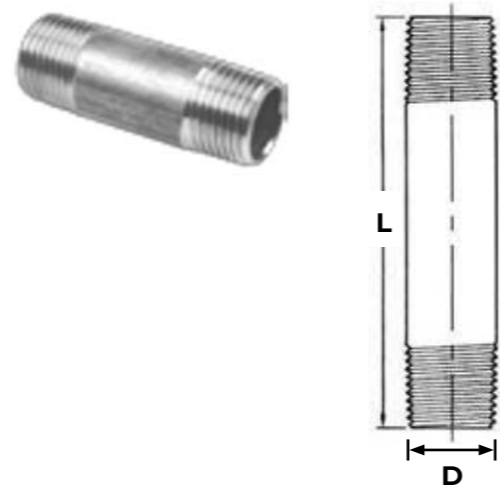
BPS DRAADFITTING - UIT BUIS

BPS THREADED FITTING - FROM PIPE

Draad volgens ISO 7-1R: binnendraad cilindrisch, buitendraad conisch, tenzij anders vermeld.
 Threaded according to ISO 7-1R: female parallel thread, male taper thread, unless otherwise stated.

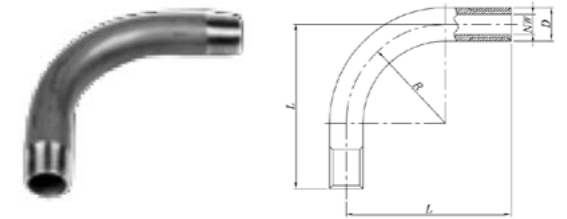
PIJPNIPPEL UIT BUIS | BARREL NIPPLE FROM PIPE

INCH	NW	D	L
1/8"	6	10,2	30 MM
1/4"	8	13,5	40 MM
3/8"	10	17,2	50 MM
1/2"	15	21,3	60 MM
3/4"	20	26,9	70 MM
1"	25	33,7	80 MM
1 1/4"	32	42,4	90 MM
1 1/2"	40	48,3	100 MM
2"	50	60,3	110 MM
2 1/2"	65	76,1	120 MM
3"	80	88,9	130 MM
4"	100	114,3	140 MM
5"	125	139,7	150 MM
6"	150	168,3	160 MM
			170 MM
			180 MM
			190 MM
			200 MM
			210 MM
			220 MM
			230 MM
			240 MM
			250 MM
			260 MM
			270 MM
			280 MM
			290 MM
			300 MM



BOCHT 90° BU/BU UIT BUIS | BEND 90° M/M FROM PIPE

INCH	NW	D	L	R
1/8"	6	10,2	50	30
1/4"	8	13,5	60	40
3/8"	10	17,2	70	45
1/2"	15	21,3	80	55
3/4"	20	26,9	100	70
1"	25	33,7	120	80
1.1/4"	32	42,4	140	95
1.1/2"	40	48,3	160	115
2"	50	60,3	190	125
2.1/2"	65	76,1	240	170
3"	80	88,9	290	200



DRAADNIPPEL UIT BUIS | PARALELL NIPPLE FROM PIPE

INCH	NW	D	L
1/8"	6	10,2	16
1/4"	8	13,5	18
3/8"	10	17,2	22
1/2"	15	21,3	25
3/4"	20	26,9	30
1"	25	33,7	35
1 1/4"	32	42,4	38
1 1/2"	40	48,3	38
2"	50	60,3	45
2 1/2"	65	76,1	55
3"	80	88,9	60
4"	100	114,3	70



BPS DRAADFITTING - UIT BUIS

BPS THREADED FITTING - FROM PIPE

Draad volgens ISO 7-1R: binnendraad cilindrisch, buitendraad conisch, tenzij anders vermeld.
Threaded according to ISO 7-1R: female parallel thread, male taper thread, unless otherwise stated.


SLANGNIPPEL SLANG / BU | HOSE NIPPLE HOSE / M

INCH	NW	D	D1	L	L1	L2
1/8"	6	10,2	8,62	70	30	12
1/4"	8	13,5	11,92	70	30	12
3/8"	10	17,2	15,62	70	30	15
1/2"	15	21,3	19,45	75	35	20
3/4"	20	26,7	25,05	75	35	20
1"	25	33,4	31,59	80	37,5	20
1 1/4"	32	42,2	39,76	90	40	25
1 1/2"	40	48,3	45,67	90	40	25
2"	50	60,3	57,39	95	40	25
2 1/2"	65	76,1	72,67	105	60	30
3"	80	88,9	85,23	110	60	30
4"	100	114,3	110,34	115	60	35



SLANGNIPPEL SLANG / LAS | HOSE NIPPLE HOSE / BW

INCH	NW	D	D1	L	L1	L2
1/8"	6	10,2	8,62	70	30	12
1/4"	8	13,5	11,92	70	30	12
3/8"	10	17,2	15,62	70	30	15
1/2"	15	21,3	19,45	75	35	20
3/4"	20	26,7	25,05	75	35	20
1"	25	33,4	31,59	80	37,5	20
1.1/4"	32	42,2	39,76	90	40	25
1.1/2"	40	48,3	45,67	90	40	25
2"	50	60,3	57,39	95	40	25
2.1/2"	65	76,1	72,67	105	60	30
3"	80	88,9	85,23	110	60	30
4"	100	114,3	110,34	115	60	35



BPS DRAADFITTING - GEGOTEN

BPS THREADED FITTING - CASTED

Draad volgens EN-ISO 4144: binnendraad cilindrisch, buitendraad conisch, tenzij anders vermeld.
Threaded according to EN-ISO 4144: female parallel thread, male taper thread, unless otherwise stated.

T-STUK | EQUAL TEE

INCH	NW	D	L
1/8"	6	15,5	17,5
1/4"	8	19,0	19,5
3/8"	10	22,5	23,5
1/2"	15	27,5	27,5
3/4"	20	33,0	32,5
1"	25	40,5	38,5
1 1/4"	32	50,0	45,5
1 1/2"	40	56,5	48,5
2"	50	70,0	57,5
2 1/2"	65	86,5	69,5
3"	80	100,0	78,5
4"	100	126,0	96,5



KRUISTSTUK | CROSS

INCH	NW	D	L
1/8"	6	15,5	17,5
1/4"	8	19,0	19,5
3/8"	10	22,5	23,5
1/2"	15	27,5	27,5
3/4"	20	33,0	32,5
1"	25	40,5	38,5
1 1/4"	32	50,0	45,5
1 1/2"	40	56,5	48,5
2"	50	70,0	57,5
2 1/2"	65	86,5	69,5
3"	80	100,0	78,5
4"	100	126,0	96,5



BPS DRAADFITTING - GEGOTEN BPS THREADED FITTING - CASTED

Draad volgens EN-ISO 4144: binnendraad cilindrisch, buitendraad conisch, tenzij anders vermeld. Threaded according to EN-ISO 4144: female parallel thread, male taper thread, unless otherwise stated.

VERLOOP T-STUK BI / BI / BI | REDUCING TEE F / F / F

INCH x INCH	NW x NW	D1	D2	L1	L2
1/4" x 1/8"	8 x 6	15,5	19,0	18,5	18,5
3/8" x 1/8"	10 x 6	15,5	22,5	19,5	20,5
3/8" x 1/4"	10 x 10	19,0	22,5	20,5	22,5
1/2" x 1/8"	15 x 6	15,5	27,5	23,5	23,5
1/2" x 1/4"	15 x 8	19,0	27,5	24,5	24,5
1/2" x 3/8"	15 x 10	22,5	27,5	26,5	25,5
3/4" x 1/4"	20 x 8	19,0	33,0	26,5	27,5
3/4" x 3/8"	20 x 10	22,5	33,0	28,5	28,5
3/4" x 1/2"	20 x 15	27,5	33,0	29,5	30,5
1" x 1/4"	25 x 8	19,0	40,5	27,5	30,5
1" x 3/8"	25 x 10	22,5	40,5	30,5	32,0
1" x 1/2"	25 x 15	27,5	40,5	32,5	33,5
1" x 3/4"	25 x 20	33,0	40,5	34,5	35,5
1 1/4" x 3/8"	32 x 10	22,5	50,0	34,0	36,5
1 1/4" x 1/2"	32 x 15	27,5	50,0	36,0	38,5
1 1/4" x 3/4"	32 x 20	33,0	50,0	38,5	40,5
1 1/4" x 1"	32 x 25	40,5	50,0	40,5	42,5
1 1/2" x 3/8"	40 x 10	22,5	56,5	34,0	40,0
1 1/2" x 1/2"	40 x 15	27,5	56,5	36,0	41,5
1 1/2" x 3/4"	40 x 20	33,0	56,5	38,5	43,5
1 1/2" x 1"	40 x 25	40,5	56,5	41,5	45,5
1 1/2" x 1 1/4"	40 x 32	50,0	56,5	41,5	45,5
2" x 1/2"	50 x 15	27,5	69,0	39,0	47,5
2" x 3/4"	50 x 20	33,0	69,0	41,5	49,5
2" x 1"	50 x 25	40,0	69,0	44,5	51,5
2" x 1 1/4"	50 x 32	50,0	70,0	48,5	54,5
2" x 1 1/2"	50 x 40	56,5	70,0	52,5	55,5



Y-STUK | Y-TEE

INCH	DN	D	L	L1
1/8"	6	17,0	10,0	17,0
1/4"	8	21,0	13,0	19,0
3/8"	10	25,0	14,0	23,0
1/2"	15	29,0	18,0	27,0
3/4"	20	35,0	20,0	32,0
1"	25	43,0	23,0	38,0
1 1/4"	32	52,0	28,0	46,0
1 1/2"	40	58,0	30,0	48,0
2"	50	71,0	34,0	57,0
2 1/2"	65	88,0	40,0	68,0
3"	80	101,0	45,0	78,0
4"	100	129,0	52,0	97,0



KNIE MET STRIP BI / BI | ELBOW WITH BAR F / F

INCH	NW	DEGR	L
1/2"	15	45°	22,8
1/2"	15	60°	25,6
1/2"	15	75°	28,5
1/2"	15	90°	27,7



BPS DRAADFITTING - GEGOTEN BPS THREADED FITTING - CASTED

Draad volgens EN-ISO 4144: binnendraad cilindrisch, buitendraad conisch, tenzij anders vermeld. Threaded according to EN-ISO 4144: female parallel thread, male taper thread, unless otherwise stated.


KNIE 45° BI / BI | ELBOW 45° F / F

INCH	NW	D	L
1/8"	6	15,5	16,5
1/4"	8	19,0	17,5
3/8"	10	22,5	19,5
1/2"	15	27,0	21,5
3/4"	20	32,5	25,5
1"	25	40,0	29,5
1 1/4"	32	50,0	33,5
1 1/2"	40	56,5	37,5
2"	50	69,0	42,5
2 1/2"	65	86,5	49,5
3"	80	100,0	54,5
4"	100	126,0	64,5



SLANGNIPPEL SLANG / LAS | HOSE NIPPEL HOSE / BW

INCH	NW	D	L	L1
1/8"	6	17,0	16,0	21,0
1/4"	8	21,0	17,0	23,0
2/8"	10	25,0	19,0	27,0
1/2"	15	29,0	21,0	31,0
3/4"	20	35,0	25,0	36,0
1"	25	43,0	29,0	42,0
1 1/4"	32	52,0	34,0	49,0
1 1/2"	40	58,0	37,0	51,0
2"	50	71,0	42,0	59,0
2 1/2"	65	88,0	49,0	71,0
3"	80	101,0	54,0	79,0
4"	100	129,0	65,0	96,0



KNIE 90° BI / BI | ELBOW 90° F / F

INCH	NW	D	L
1/8"	6	15,5	17,5
1/4"	8	19,0	19,5
3/8"	10	22,5	23,5
1/2"	15	27,5	27,5
3/4"	20	33,0	32,5
1"	25	40,5	38,5
1 1/4"	32	50,0	45,5
1 1/2"	40	56,5	48,5
2"	50	70,0	57,5
2 1/2"	65	86,5	69,5
3"	80	100,0	78,5
4"	100	126,0	96,5



KNIE 90° BI / BU | STREET ELBOW 90° M / F

INCH	NW	D	L	L1
1/8"	6	15,5	26,5	17,5
1/4"	8	19,0	27,5	19,5
2/8"	10	22,5	29,5	23,5
1/2"	15	27,5	35,5	27,5
3/4"	20	33,0	40,5	32,5
1"	25	40,5	46,5	38,5
1 1/4"	32	50,0	54,5	45,5
1 1/2"	40	56,5	57,5	48,5
2"	50	70,0	70,5	57,5
2 1/2"	65	86,5	83,5	69,5
3"	80	100,0	94,5	78,5
4"	100	126,0	115,5	97,5



BPS DRAADFITTING - GEGOTEN BPS THREADED FITTING - CASTED

Draad volgens EN-ISO 4144: binnendraad cilindrisch, buitendraad conisch, tenzij anders vermeld. Threaded according to EN-ISO 4144: female parallel thread, male taper thread, unless otherwise stated.

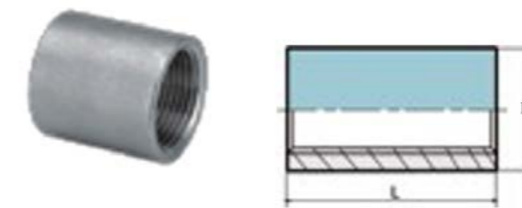
VERLOOP KNIE 90° BI / BI | REDUCING ELBOW 90° F / F

INCH x INCH	NW x NW	D1	D2	L1	L2
1/4" x 1/8"	8 x 6	19,0	15,5	18,5	18,5
3/8" x 1/8"	10 x 6	22,5	15,5	19,5	20,5
3/8" x 1/4"	10 x 10	22,5	19,0	20,5	22,5
1/2" x 1/8"	15 x 6	27,5	15,5	22,5	23,5
1/2" x 1/4"	15 x 8	27,5	19,0	24,5	24,5
1/2" x 3/8"	15 x 10	27,5	22,5	26,5	25,5
3/4" x 1/4"	20 x 8	33,0	19,0	27,5	26,5
3/4" x 3/8"	20 x 10	33,0	22,5	28,5	28,5
3/4" x 1/2"	20 x 15	33,0	27,5	29,5	30,5
1" x 1/4"	25 x 8	40,5	19,0	28,5	30,5
1" x 3/8"	25 x 10	40,5	22,5	30,5	32,0
1" x 1/2"	25 x 15	40,5	27,5	32,5	33,5
1" x 3/4"	25 x 20	40,5	33,0	34,5	35,5
1 1/4" x 3/8"	32 x 10	50,0	22,5	34,0	36,5
1 1/4" x 1/2"	32 x 15	50,0	27,5	36,5	38,5
1 1/4" x 3/4"	32 x 20	50,0	33,0	38,5	40,5
1 1/4" x 1"	32 x 25	50,0	40,5	40,5	42,5
1 1/2" x 3/8"	40 x 10	56,5	22,5	34,0	40,0
1 1/2" x 1/2"	40 x 15	56,5	27,5	36,0	41,5
1 1/2" x 3/4"	40 x 20	56,5	33,0	38,5	43,5
1 1/2" x 1"	40 x 25	56,5	40,5	41,5	45,5
1 1/2" x 1 1/4"	40 x 32	56,5	50,0	45,5	48,5
2" x 1/2"	50 x 15	70,0	27,5	42,0	51,5
2" x 3/4"	50 x 20	70,0	33,0	44,0	52,5
2" x 1"	50 x 25	70,0	40,5	46,5	53,5
2" x 1 1/4"	50 x 32	70,0	50,0	48,5	54,5
2" x 1 1/2"	50 x 40	70,0	56,5	52,5	55,5



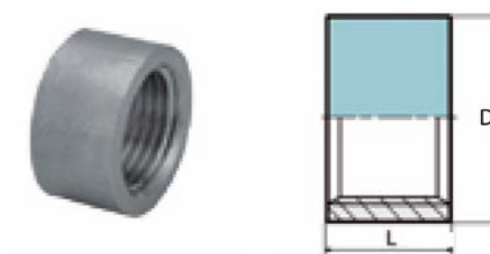
SOK | SOCKET

INCH	NW	D	L
1/8"	6	16,0	18
1/4"	8	19,5	26
3/8"	10	22,3	27
1/2"	15	27,7	34
3/4"	20	33,6	36
1"	25	39,5	43
1 1/4"	32	48,3	48
1 1/2"	40	54,6	48
2"	50	66,3	56
2 1/2"	65	82,0	65
3"	80	100,5	71
4"	100	122,0	83



HALVE SOK | HALF SOCKET

INCH	NW	D	L
1/8"	6	16,0	11
1/4"	8	19,5	12
3/8"	10	22,3	13
1/2"	15	27,7	15
3/4"	20	32,6	17
1"	25	39,5	20
1 1/4"	32	48,3	22
1 1/2"	40	54,6	22
2"	50	66,3	26
2 1/2"	65	82,0	31
3"	80	95,0	34
4"	100	122,0	39



BPS DRAADFITTING - GEGOTEN BPS THREADED FITTING - CASTED

Draad volgens EN-ISO 4144: binnendraad cilindrisch, buitendraad conisch, tenzij anders vermeld. Threaded according to EN-ISO 4144: female parallel thread, male taper thread, unless otherwise stated.

VERLOOPSOK BI / BI | REDUCING SOCKET F / F

INCH x INCH	NW x NW	A	B	L
1/4" x 1/8"	8 x 6	21,5	19,0	26,0
3/8" x 1/8"	10 x 6	25,0	17,0	28,3
3/8" x 1/4"	10 x 10	26,0	21,5	29,0
1/2" x 1/8"	15 x 6	29,0	17,0	34,0
1/2" x 1/4"	15 x 8	29,0	21,0	34,0
1/2" x 3/8"	15 x 10	29,0	22,4	34,0
3/4" x 1/8"	20 x 6	35,0	17,0	38,0
3/4" x 1/4"	20 x 8	35,0	21,0	38,0
3/4" x 3/8"	20 x 10	35,0	25,0	38,0
3/4" x 1/2"	20 x 15	37,0	28,1	37,0
1" x 1/8"	25 x 6	43,0	17,2	42,0
1" x 1/4"	25 x 8	43,0	20,0	42,0
1" x 3/8"	25 x 10	43,0	25,4	42,0
1" x 1/2"	25 x 15	43,0	29,4	42,0
1" x 3/4"	25 x 20	43,0	32,0	42,0
1 1/4" x 1/4"	32 x 8	52,0	20,0	48,0
1 1/4" x 3/8"	32 x 10	52,0	25,4	48,0
1 1/4" x 1/2"	32 x 15	52,0	29,0	48,0
1 1/4" x 3/4"	32 x 20	52,0	35,0	48,0
1 1/4" x 1"	32 x 25	52,5	39,0	52,0
1 1/2" x 3/8"	40 x 10	59,0	23,3	48,0
1 1/2" x 1/2"	40 x 15	59,0	35,5	52,0
1 1/2" x 3/4"	40 x 20	59,0	35,5	52,0
1 1/2" x 1"	40 x 25			
1 1/2" x 1 1/4"	40 x 32			
2" x 1/2"	50 x 15			
2" x 3/4"	50 x 20	72,0	35,0	51,0
2" x 1"	50 x 25	72,0	43,0	56,0
2" x 1 1/4"	50 x 32	72,0	52,0	56,0
2" x 1 1/2"	50 x 40	72,0	56,7	57,0
2 1/2" x 3/4"	65 x 20	85,0	33,0	60,0



INCH x INCH	NW x NW	A	B	L
2 1/2" x 1"	65 x 25	87,0	43,0	60,0
2 1/2" x 1 1/4"	65 x 32	85,0	52,0	60,0
2 1/2" x 1 1/2"	65 x 40	85,0	57,0	60,0
2 1/2" x 2"	65 x 50	85,0	69,4	61,0
3" x 1"	80 x 25	100,0	43,2	62,0
3" x 1 1/4"	80 x 32	100,0	52,7	62,0
3" x 1 1/2"	80 x 40	100,0	56,6	62,0
3" x 2"	80 x 20	100,0	70,0	62,0
3" x 2 1/2"	80 x 65	100,0	87,0	62,0
4" x 1 1/4"	100 x 32	129,0	52,7	65,0
4" x 1 1/2"	100 x 40	127,0	56,6	65,0
4" x 2"	100 x 50	127,0	70,0	65,0
4" x 2 1/2"	100 x 65	128,0	86,2	65,0
4" x 3"	100 x 80	128,0	105,0	65,0

ZESKANT SOK | HEXAGON SOCKET

INCH	DN	L	SW
1/8"	6	17,0	15,0
1/4"	8	25,0	17,0
3/8"	10	26,0	21,0
1/2"	15	34,0	26,0
3/4"	20	36,0	32,0
1"	25	43,0	38,0
1 1/4"	32	48,0	50,0
1 1/2"	40	48,0	64,0
2"	50	56,0	68,0



BPS DRAADFITTING - GEGOTEN BPS THREADED FITTING - CASTED

Draad volgens EN-ISO 4144: binnendraad cilindrisch, buitendraad conisch, tenzij anders vermeld. Threaded according to EN-ISO 4144: female parallel thread, male taper thread, unless otherwise stated.

ZESKANT NIPPEL | HEXAGON NIPPLE

INCH	NW	L	SW
1/8"	6	23,6	12,0
1/4"	8	27,8	16,0
3/8"	10	28,0	19,0
1/2"	15	34,0	21,6
3/4"	20	40,0	30,0
1"	25	46,0	36,0
1 1/4"	32	52,5	46,0
1 1/2"	40	54,0	50,0
2"	50	62,0	64,5
2 1/2"	65	70,0	79,5
3"	80	78,4	92,0
4"	100	94,0	120,0



ZESKANT NIPPEL DIN 259 | HEXAGON NIPPLE DIN 259

INCH	NW	L	SW	B	C
1/8"	6	24	12	8,5	2
1/4"	8	28	16	11,4	3
3/8"	10	28	19	14,0	3
1/2"	15	34	22	18,0	4
3/4"	20	40	30	24,0	4
1"	25	46	36	30,0	4
1 1/4"	32	53	46	39,0	4
1 1/2"	40	54	50	45,0	4
2"	50	62	65	56,5	4
2 1/2"	65	70	80	72,0	4
3"	80	78	90	85,0	4
4"	100	94	120	110,0	4



6-K VERLOOPNIPPEL BU / BU | HEXAGON RED NIPPLE M/M

INCH x INCH	NW x NW	L	SW
1/4" x 1/8"	8 x 6	34,0	18,0
3/8" x 1/8"	10 x 6	35,0	21,0
3/8" x 1/4"	10 x 10	35,5	21,0
1/2" x 1/8"	15 x 6	34,0	26,0
1/2" x 1/4"	15 x 8	34,0	26,0
1/2" x 3/8"	15 x 10	41,0	26,0
3/4" x 1/8"	20 x 6	37,0	30,0
3/4" x 1/4"	20 x 8	37,0	30,0
3/4" x 3/8"	20 x 10	37,0	30,0
3/4" x 1/2"	20 x 15	46,0	30,0
1" x 1/8"	25 x 6	39,0	35,0
1" x 1/4"	25 x 8	39,0	35,0
1" x 3/8"	25 x 10	40,0	35,0
1" x 1/2"	25 x 15	44,2	35,0
1" x 3/4"	25 x 20	50,0	37,0
1 1/4" x 1/4"	32 x 8	45,0	46,0
1 1/4" x 3/8"	32 x 10	46,0	46,0
1 1/4" x 1/2"	32 x 15	49,5	46,0
1 1/4" x 3/4"	32 x 20	52,0	46,0
1 1/4" x 1"	32 x 25	54,0	46,0
1 1/2" x 3/8"	40 x 10	48,0	50,0
1 1/2" x 1/2"	40 x 15	49,0	50,0
1 1/2" x 3/4"	40 x 20	53,0	50,0
1 1/2" x 1"	40 x 25	53,0	50,0
1 1/2" x 1 1/4"	40 x 32	59,0	51,5
2" x 1/2"	50 x 15	52,0	63,0
2" x 3/4"	50 x 20	56,0	63,0
2" x 1"	50 x 25	57,0	63,0
2" x 1 1/4"	50 x 32	58,0	63,0
2" x 1 1/2"	50 x 40	65,4	64,0




BPS DRAADFITTING - GEGOTEN BPS THREADED FITTING - CASTED

Draad volgens EN-ISO 4144: binnendraad cilindrisch, buitendraad conisch, tenzij anders vermeld. Threaded according to EN-ISO 4144: female parallel thread, male taper thread, unless otherwise stated.

6-K VERLOOPNIPPEL BU / BU | HEXAGON RED NIPPLE M/M


INCH x INCH	NW x NW	L	SW
2 1/2" x 3/4"	65 x 20	63,0	80,0
2 1/2" x 1"	65 x 25	63,0	80,0
2 1/2" x 1 1/4"	65 x 32	66,0	80,0
2 1/2" x 1 1/2"	65 x 40	66,0	80,0
2 1/2" x 2"	65 x 50	77,0	76,3
3" x 1"	80 x 25	69,0	95,0
3" x 1 1/4"	80 x 32	72,0	95,0
3" x 1 1/2"	80 x 40	72,0	95,0
3" x 2"	80 x 20	74,0	95,0
3" x 2 1/2"	80 x 65	84,0	92,5
4" x 1 1/2"	100 x 40	82,0	125,0
4" x 2"	100 x 50	82,0	125,0
4" x 2 1/2"	100 x 65	82,0	125,0
4" x 3"	100 x 80	94,0	117,4



◀ P. 161


ZESKANT PLUG KONISCH | HEXAGON HEAD PLUG TAPERED CONICAL

INCH	NW	L	SW
1/8"	6	17,0	12,0
1/4"	8	17,5	16,0
3/8"	10	18,0	20,0
1/2"	15	25,0	24,0
3/4"	20	26,0	30,0
1"	25	29,0	38,0
1 1/4"	32	35,0	46,0
1 1/2"	40	38,0	52,0
2"	50	39,0	65,0
2 1/2"	65	44,0	81,0
3"	80	54,0	94,0
4"	100	55,0	119,0



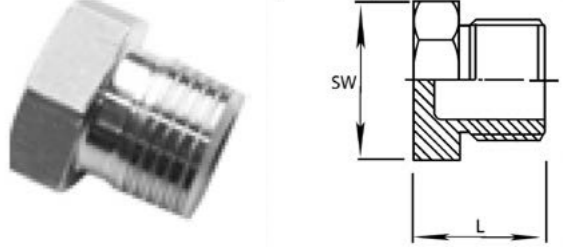
ZESKANT SLANGPILAAR BI | HEXAGON HOSE NIPPLE F

INCH	NW	D	L	SW
1/8"	6	6,5	39,0	15,0
1/4"	8	6,3	42,0	19,0
1/4"	8	9,0	44,0	19,0
3/8"	10	9,5	53,0	22,0
3/8"	10	11,0	53,0	22,0
1/2"	15	12,7	62,0	27,0
1/2"	15	14,0	62,0	27,0
3/4"	20	19,0	64,0	32,0
3/4"	20	20,5	63,5	32,0
1"	25	25,4	66,0	38,0
1"	25	27,0	66,0	38,0
1.1/4"	32	31,8	74,0	50,0
1.1/4"	32	33,0	74,0	50,0
1.1/2"	40	38,1	88,0	56,0
1.1/2"	40	39,5	87,5	55,5
2"	50	50,8	95,0	68,0
2"	50	52,0	94,5	67,5



ZESKANT PLUG CYLINDRISCH | HEXAGON HEAD PLUG PARALLEL CYLINDER

INCH	NW	L	SW
1/8"	6	17,0	12,0
1/4"	8	17,5	16,0
3/8"	10	18,0	20,0
1/2"	15	25,0	24,0
3/4"	20	26,0	30,0
1"	25	29,0	38,0
1 1/4"	32	35,0	46,0
1 1/2"	40	38,0	52,0
2"	50	39,0	65,0
2 1/2"	65	44,0	81,0
3"	80	54,0	94,0
4"	100	55,0	119,0



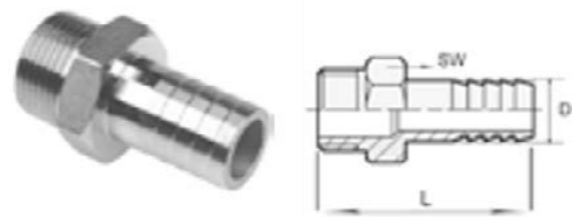
BPS DRAADFITTING - GEGOTEN

BPS THREADED FITTING - CASTED

Draad volgens EN-ISO 4144: binnendraad cilindrisch, buitendraad conisch, tenzij anders vermeld. Threaded according to EN-ISO 4144: female parallel thread, male taper thread, unless otherwise stated.

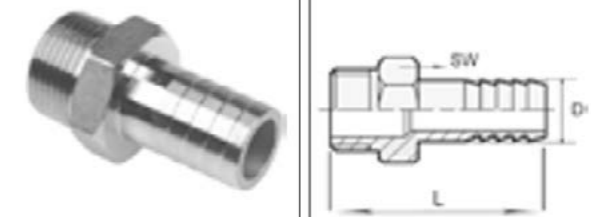
SLANG PILAAR BU | HOSE NIPPLE M

INCH	NW	D	L	
1/8"	6	3,2	45	13
1/8"	6	6,5	45	13
1/4"	8	6,3	47	17
1/4"	8	8,0	47	17
1/4"	8	9,0	47	17
1/4"	8	10,0	47	17
1/4"	8	11,0	47	17
1/4"	8	12,7	47	17
3/8"	10	6,3	55	20
3/8"	10	8,0	55	20
3/8"	10	9,5	55	20
3/8"	10	10,0	55	20
3/8"	10	11,0	55	20
3/8"	10	12,7	55	20
1/2"	15	6,3	64	24
1/2"	15	9,5	64	24
1/2"	15	10,0	64	24
1/2"	15	11,0	64	24
1/2"	15	12,7	64	24
1/2"	15	14,0	64	24
3/4"	20	12,7	68	31
3/4"	20	19,0	68	31
3/4"	20	20,5	68	31
3/4"	20	25,4	68	31
1"	25	12,7	71	39
1"	25	19,0	71	39
1"	25	25,4	71	39
1"	25	27,0	71	39
1 1/4"	32	31,8	80	46
1 1/4"	32	33,0	80	46



▶ P. 165


INCH	NW	D	L	
1 1/2"	40	38,1	95	52
1 1/2"	40	39,5	95	52
2"	50	50,8	105	62
2"	50	52,0	105	62
2 1/2"	65	63,5	107	80
2 1/2"	65	67,0	107	80
3"	80	76,1	112	91
3"	80	80,0	112	91
4"	100	101,6	130	117
4"	100	105,0	130	117



◀ P. 164

ZESKANT KAP | HEXAGON CAP

INCH	NW	L	SW
1/8"	6	14	15
1/4"	8	18	18
3/8"	10	19	21
1/2"	15	21	27
3/4"	20	24	30
1"	25	25	38
1 1/4"	32	28	50
1 1/2"	40	28	55
2"	50	34	70
2 1/2"	65	40	92
3"	80	45	109
4"	100	50	132



BPS DRAADFITTING - GEGOTEN BPS THREADED FITTING - CASTED

Draad volgens EN-ISO 4144: binnendraad cilindrisch, buitendraad conisch, tenzij anders vermeld. Threaded according to EN-ISO 4144: female parallel thread, male taper thread, unless otherwise stated.


ZESKANT GASMOER | HEXAGON NUT

INCH	NW	L	SW
1/8"	6	6,2	14,6
1/4"	8	7,0	23,0
3/8"	10	8,0	26,0
1/2"	15	10,0	31,0
3/4"	20	11,0	37,0
1"	25	10,0	46,0
1 1/4"	32	11,0	55,0
1 1/2"	40	12,0	63,0
2"	50	13,0	76,0
2 1/2"	65	16,0	95,0
3"	80	19,0	105,0
4"	100	20,0	131,0



VIERKANT PLUG | SQUARE HEAD PLUG

INCH	NW	L	SW
1/8"	6	16,5	7
1/4"	8	20,0	9
3/8"	10	23,0	11
1/2"	15	25,0	13
3/4"	20	27,0	16
1"	25	32,0	20
1 1/4"	32	35,0	24
1 1/2"	40	36,0	25
2"	50	38,0	32
2 1/2"	65	48,0	42
3"	80	52,0	46
4"	100	62,0	58




RONDE DOP | ROUND CAP

INCH	NW	L	SW
1/8"	6	18,0	15,0
1/4"	8	21,0	18,0
3/8"	10	24,0	18,0
1/2"	15	27,3	21,0
3/4"	20	35,0	24,0
1"	25	42,0	29,0
1 1/4"	32	52,0	33,0
1 1/2"	40	57,5	34,0
2"	50	69,3	38,0
2 1/2"	65	92,0	41,0
3"	80	106,0	47,0
4"	100	134,0	53,0



ADAPTER BU NTP / BI BSP | ADAPTOR M NTP / F BSP

INCH	L	SW	B	C	E
1/8"	26,0	14,5	15,5	10,5	5,0
1/4"	28,5	17,0	16,5	12,0	8,0
3/8"	31,0	21,0	18,5	12,5	10,0
1/2"	37,5	26,0	22,0	15,5	13,5
3/4"	41,0	32,0	23,0	18,0	20,0
1"	46,0	38,0	26,0	20,0	26,0
1 1/4"	49,0	46,0	27,0	22,0	33,0
1 1/2"	51,0	54,0	28,0	23,0	39,0
2"	55,5	63,0	30,0	25,5	52,0



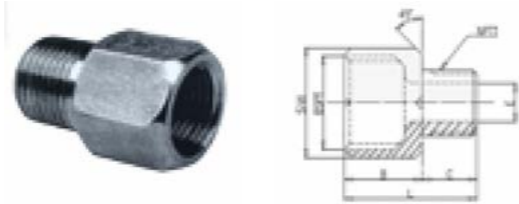
BPS DRAADFITTING - GEGOTEN

BPS THREADED FITTING - CASTED

Draad volgens EN-ISO 4144: binnendraad cilindrisch, buitendraad conisch, tenzij anders vermeld. Threaded according to EN-ISO 4144: female parallel thread, male taper thread, unless otherwise stated.


ADAPTER BU BSP / BI NPT | ADAPTOR M BSP / F NTP

INCH	L	SW	B	C	E
1/8"	26,0	14,5	15,5	10,5	5,0
1/4"	28,5	17,0	16,5	12,0	8,0
3/8"	31,0	21,0	18,5	12,5	10,0
1/2"	37,5	26,0	22,0	15,5	13,5
3/4"	41,0	32,0	23,0	18,0	20,0
1"	46,0	38,0	26,0	20,0	26,0
1 1/4"	49,0	46,0	27,0	22,0	33,0
1 1/2"	51,0	54,0	28,0	23,0	39,0
2"	55,5	63,0	30,0	25,5	52,0




ZESKANT VERLOOPRING BI/BU | HEXAGON BUSHING M / F

INCH x INCH	NW x NW	L	SW
1/4" x 1/8"	8 x 6	15,2	16,0
3/8" x 1/8"	10 x 6	16,5	18,0
3/8" x 1/4"	10 x 8	16,5	18,0
1/2" x 1/8"	15 x 6	22,0	26,0
1/2" x 1/4"	15 x 8	22,0	26,0
1/2" x 3/8"	15 x 10	22,0	26,0
3/4" x 1/8"	20 x 6	24,0	30,0
3/4" x 1/4"	20 x 8	24,0	30,0
3/4" x 3/8"	20 x 10	24,0	30,0
3/4" x 1/2"	20 x 15	24,0	30,0
1" x 1/4"	25 x 8	27,0	35,0
1" x 3/8"	25 x 10	27,0	35,0
1" x 1/2"	25 x 15	27,0	35,0
1" x 3/4"	25 x 20	27,0	35,0
1 1/4" x 1/4"	32 x 8	30,0	45,0
1 1/4" x 3/8"	32 x 10	30,0	45,0
1 1/4" x 1/2"	32 x 15	30,0	45,0



▶ P. 169

INCH x INCH	NW x NW	L	SW
1 1/4" x 3/4"	32 x 20	30,0	45,0
1 1/4" x 1"	32 x 25	30,0	45,0
1 1/2" x 3/8"	40 x 10	38,0	52,0
1 1/2" x 1/2"	40 x 15	38,0	52,0
1 1/2" x 3/4"	40 x 20	38,0	52,0
1 1/2" x 1"	40 x 25	38,0	52,0
1 1/2" x 1 1/4"	40 x 32	38,0	52,0
2" x 1/4"	50 x 8	36,0	63,0
2" x 3/8"	50 x 10	36,0	63,0
2" x 1/2"	50 x 15	37,0	63,0
2" x 3/4"	50 x 20	37,0	63,0
2" x 1"	50 x 25	37,0	63,0
2" x 1 1/4"	50 x 32	37,0	63,0
2" x 1 1/2"	50 x 40	37,0	63,0
2 1/2" x 1"	65 x 25	45,0	81,0
2 1/2" x 1 1/4"	65 x 32	45,0	81,0
2 1/2" x 1 1/2"	65 x 40	45,0	81,0
2 1/2" x 2"	65 x 50	45,0	81,0
3" x 1"	80 x 25	47,5	94,5
3" x 1 1/4"	80 x 32	47,5	94,5
3" x 1 1/2"	80 x 40	47,0	95,0
3" x 2"	80 x 20	47,0	95,0
3" x 2 1/2"	80 x 65	47,0	95,0
4" x 1 1/4"	100 x 32	51,5	120,0
4" x 1 1/2"	100 x 40	52,5	120,0
4" x 2"	100 x 50	52,0	120,0
4" x 2 1/2"	100 x 65	52,0	120,0
4" x 3"	100 x 80	52,0	120,0



◀ P. 168

BPS DRAADFITTING - GEGOTEN

BPS THREADED FITTING - CASTED

Draad volgens EN-ISO 4144: binnendraad cilindrisch, buitendraad conisch, tenzij anders vermeld. Threaded according to EN-ISO 4144: female parallel thread, male taper thread, unless otherwise stated.


KOPPELING KONISCH-VLAK BI / BI | UNION CONICAL-FLAT SEAT F / F

INCH	L	SW
1/8"	29,0	25,0
1/4"	37,5	30,0
3/8"	38,0	35,0
1/2"	42,0	42,0
3/4"	50,4	47,0
1"	48,0	53,0
1 1/4"	59,0	71,0
1 1/2"	65,0	78,0
2"	69,0	92,0
2 1/2"	80,0	112,0
3"	88,0	127,0
4"	108,0	157,0




KOPPELING KONISCH-VLAK BU / BU | UNION CONICAL-FLAT SEAT M / M

INCH	NW	L	SW
1/8"	6	52,0	25,0
1/4"	8	61,0	30,0
3/8"	10	62,5	35,0
1/2"	15	73,0	42,0
3/4"	20	82,0	47,0
1"	25	90,0	53,0
1 1/4"	32	104,0	71,0
1 1/2"	40	109,6	78,0
2"	50	118,0	92,0
2 1/2"	65	145,0	112,0
3"	80	164,0	126,0
4"	100	205,0	157,0




KOPPELING KONISCH-VLAK LAS / LAS | UNION CONICAL-FLAT SEAT BW / BW

INCH	NW	L	SW	D	D1
1/8"	6	29,0	25,0	10,2	8,1
1/4"	8	35,5	30,0	13,5	10,0
3/8"	10	38,0	35,0	17,2	12,7
1/2"	15	42,0	42,0	21,3	16,7
3/4"	20	50,4	47,0	26,9	21,5
1"	25	48,0	53,0	33,7	26,5
1 1/4"	32	59,0	71,0	42,4	35,8
1 1/2"	40	64,0	78,0	48,3	42,0
2"	50	69,0	92,0	60,3	53,3
2 1/2"	65	80,0	112,0	76,1	66,5
3"	80	88,0	126,0	88,9	78,5
4"	100	108,0	157,0	114,3	104,0



KOPPELING KONISCH-VLAK LAS / BI | UNION CONICAL-FLAT SEAT BW / F

INCH	NW	L	SW	D	D1
1/8"	6	29,0	25,0	10,2	8,1
1/4"	8	35,5	30,0	13,5	10,0
3/8"	10	38,0	35,0	17,2	12,7
1/2"	15	42,0	42,0	21,3	16,7
3/4"	20	50,4	47,0	26,9	21,5
1"	25	48,0	53,0	33,7	26,5
1 1/4"	32	59,0	71,0	42,4	35,8
1 1/2"	40	64,0	78,0	48,3	42,0
2"	50	69,0	92,0	60,3	53,3
2 1/2"	65	80,0	112,0	76,1	66,5
3"	80	88,0	126,0	88,9	78,5
4"	100	108,0	157,0	114,3	104,0



BPS DRAADFITTING - GEGOTEN BPS THREADED FITTING - CASTED

Draad volgens EN-ISO 4144: binnendraad cilindrisch, buitendraad conisch, tenzij anders vermeld. Threaded according to EN-ISO 4144: female parallel thread, male taper thread, unless otherwise stated.

KOPPELING KONISCH-VLAK LAS / BU | UNION CONICAL-FLAT SEAT BW / M

INCH	NW	L	SW	D	D1
1/8"	6	40,0	25,0	10,2	8,1
1/4"	8	50,0	30,0	13,5	10,0
3/8"	10	50,0	35,0	17,2	12,7
1/2"	15	58,4	42,0	21,3	16,7
3/4"	20	66,0	47,0	26,9	21,5
1"	25	68,3	53,0	33,7	26,5
1 1/4"	32	83,0	71,0	42,4	35,8
1 1/2"	40	86,3	78,0	48,3	42,0
2"	50	94,0	92,0	60,3	53,3
2 1/2"	65	113,3	112,0	76,1	66,5
3"	80	126,3	126,0	88,9	78,5
4"	100	154,3	157,0	114,3	104,0



KOPPELING KONISCH SLANG / BI | UNION CONICAL HOSE / F

INCH	NW	D	L	SW
1/8"	6	6,5	41,0	25,0
1/4"	8	6,3	47,0	30,0
1/4"	8	9,0	47,2	30,0
3/8"	10	9,5	55,0	35,0
3/8"	10	11,0	54,5	35,0
1/2"	15	12,7	64,0	42,0
1/2"	15	14,0	64,1	42,0
3/4"	20	19,0	70,0	47,0
3/4"	20	20,5	70,0	47,0
1"	25	25,4	68,0	53,0
1"	25	27,0	67,8	53,0
1 1/4"	32	31,8	82,0	71,0
1 1/4"	32	33,0	81,8	71,0
1 1/2"	40	38,1	96,0	77,0
1 1/2"	40	39,5	95,7	78,0
2"	50	50,8	105,0	92,0
2"	50	52,0	105,4	92,0



KOPPELING KONISCH SLANG / BU | UNION CONICAL HOSE / M

INCH	NW	D	L	SW
1/8"	6	6,5	52,9	25
1/4"	8	6,3	59,0	30
1/4"	8	9,0	59,0	30
3/8"	10	9,5	68,0	35
3/8"	10	11,0	67,5	35
1/2"	15	12,7	80,0	42
1/2"	15	14,0	80,0	42
3/4"	20	19,0	86,0	47
3/4"	20	20,5	85,7	47
1"	25	25,4	91,0	53
1"	25	27,0	90,5	53
1 1/4"	32	31,8	104,0	71
1 1/4"	32	33,0	103,5	71
1 1/2"	40	38,1	119,0	77
1 1/2"	40	39,5	119,0	78
2"	50	50,8	130,0	92
2"	50	52,0	130,0	92




BPS DRAADFITTING - GEGOTEN BPS THREADED FITTING - CASTED

Draad volgens EN-ISO 4144: binnendraad cilindrisch, buitendraad conisch, tenzij anders vermeld. Threaded according to EN-ISO 4144: female parallel thread, male taper thread, unless otherwise stated.

KNIE KOPPELING VLAK BI / BI | ELBOW UNION FLAT F / F


INCH	NW	L1	L2	SW
1/8"	6	39,0	19	25
1/4"	8	46,2	21	30
3/8"	10	49,0	25	35
1/2"	15	56,0	28	42
3/4"	20	62,7	33	47
1"	25	68,0	38	53
1 1/4"	32	79,5	45	71
1 1/2"	40	88,0	50	78
2"	50	93,8	58	92
2 1/2"	65	113,3	112,0	76,1
3"	80	126,3	126,0	88,9
4"	100	154,3	157,0	114,3



Ook verkrijgbaar in conisch | Also available in conical

KNIE KOPPELING VLAK BI / BU | ELBOW UNION FLAT F / M


INCH	NW	L1	L2	SW
1/8"	6	39,0	19	25
1/4"	8	46,2	21	30
3/8"	10	49,0	25	35
1/2"	15	56,0	28	42
3/4"	20	62,7	33	47
1"	25	68,0	38	53
1 1/4"	32	79,5	45	71
1 1/2"	40	88,0	50	78
2"	50	93,8	58	92
2 1/2"	65	113,3	112,0	76,1
3"	80	126,3	126,0	88,9
4"	100	154,3	157,0	114,3



Ook verkrijgbaar in conisch | Also available in conical

KNIE KOPPELING VLAK BI / LAS | ELBOW UNION FLAT F / BW

INCH	NW	L1	L2	SW	D	D1
1/8"	6	39,0	19,0	25,0	10,2	8,1
1/4"	8	46,2	21,0	30,0	13,5	10,0
3/8"	10	48,5	25,0	35,0	17,2	12,7
1/2"	15	54,6	28,0	42,0	21,3	16,7
3/4"	20	62,7	33,0	47,0	26,9	21,5
1"	25	68,0	38,0	53,0	33,7	26,5
1 1/4"	32	79,5	45,0	71,0	42,4	35,8
1 1/2"	40	88,0	50,0	78,0	48,3	42,0
2"	50	93,8	58,0	92,0	60,3	53,3



RVS GESMEDE HOGEDRUK FITTINGEN FORGED HIGH-PRESSURE FITTINGS


NPT draad / NPT thread ANSI B2.1n / 3000 lbs.

Uitvoering / execution acc. to ANSI B 16.11

Materiaal volgens / material acc. to ASTM-A 182


SOK | FULL COUPLING

DN	INCH	W	D	B	L'	KG
6	1/8"	32	16	6,4	6,7	0,03
8	1/4"	35	19	8,1	10,2	0,05
10	3/8"	38	22	9,1	10,4	0,06
15	1/2"	48	28	10,9	13,6	0,14
20	3/4"	51	35	12,7	13,9	0,20
25	1"	60	44	14,7	17,3	0,40
32	1 1/4"	67	57	17,0	18,0	0,70
40	1 1/2"	79	64	17,8	18,4	1,00
50	2"	86	76	19,0	19,2	1,90




HALVE SOK | HALF COUPLING

DN	INCH	W	D	B	L'	KG
6	1/8"	16	16	6,4	6,7	0,02
8	1/4"	17,5	20	8,1	10,2	0,03
10	3/8"	19	22	9,1	10,4	0,05
15	1/2"	24	28	10,9	13,6	0,07
20	3/4"	25,5	35	12,7	13,9	0,10
25	1"	30	44	14,7	17,3	0,20
32	1 1/4"	33,5	57	17,0	18,0	0,32
40	1 1/2"	39,5	64	17,8	18,4	0,50
50	2"	43	76	19,0	19,2	0,95




VERLOOP SOK | REDUCING COUPLING

INCH x INCH	D	W	Ba	Bb	KG
3/8" x 1/4"	22	38	9,1	8,1	0,07
1/2" x 1/4"	28	48	10,9	8,1	0,19
1/2" x 3/8"	28	48	10,9	9,1	0,15
3/4" x 1/4"	35	51	12,7	8,1	0,29
3/4" x 1/2"	35	51	12,7	10,9	0,24
1" x 1/4"	44	60	14,7	8,1	0,58
1" x 1/2"	44	60	14,7	10,9	0,54
1" x 3/4"	44	60	14,7	12,7	0,5
1 1/4" x 1"	57	67	17,0	14,7	0,83
1 1/2" x 1/2"	64	79	17,8	10,9	1,49
1 1/2" x 3/4"	64	79	17,8	12,7	1,37
1 1/2" x 1"	64	79	17,8	14,7	1,28
1 1/2" x 1 1/4"	64	79	17,8	17,0	1,22
2" x 1"	76	86	19,0	14,7	1,93
2" x 1 1/4"	76	86	19,0	17,0	1,77
2" x 1 1/2"	76	86	19,0	17,8	1,61



KNIE B-B 90° | ELBOW F-F 90°

DN	INCH	A	D	G	B	L'	KG
6	1/8"	24	25	3,18	6,4	6,7	0,07
8	1/4"	24	25	3,30	8,1	10,2	0,14
10	3/8"	28	33	3,51	9,1	10,4	0,27
15	1/2"	34	38	4,09	10,9	13,6	0,40
20	3/4"	38	46	4,32	12,7	13,9	0,63
25	1"	44	56	4,98	14,7	17,3	1,10
32	1 1/4"	50	62	5,28	17,0	18,0	1,22
40	1 1/2"	60	76	5,56	17,8	18,4	2,35
50	2"	64	86	7,14	19,0	19,2	3,30



RVS GESMEDE HOGEDRUK FITTINGEN FORGED HIGH-PRESSURE FITTINGS

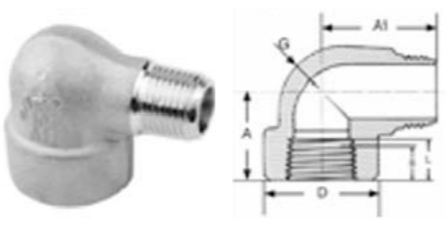
NPT draad / NPT thread ANSI B2.1n / 3000 lbs.

Uitvoering / execution acc. to ANSI B 16.11

Materiaal volgens / material acc. to ASTM-A 182

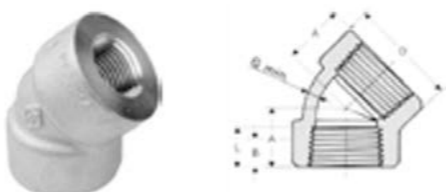
KNIE B1-BU 90° | ELBOW F-M 90°

DN	INCH	A	A1	D	G	B	L'	KG
8	¼"	25	27	25	3,5	8,1	10,2	0,14
10	3/8"	29	32	33	3,5	9,1	10,4	0,28
15	½"	33	36	38	4,0	10,9	13,6	0,46
20	¾"	38	41	46	4,5	12,7	13,9	0,67
25	1"	44	50	56	5,0	14,7	17,3	1,18
32	1 ¼"	51	61	62	5,5	17,0	18,0	3,09
40	1 ½"	60	70	76	5,5	17,8	18,4	2,45




KNIE B1-BI 45° | ELBOW F-F 45°

DN	INCH	A	A1	D	G	B	L'	KG
8	¼"	19	25	3,30	8,1	10,2	0,14	0,14
10	3/8"	22	33	3,51	9,1	10,4	0,25	0,28
15	½"	25	38	4,09	10,9	13,6	0,32	0,46
20	½"	28	46	4,32	12,7	13,9	0,51	0,67
25	1"	33	56	4,98	14,7	17,3	0,85	1,18
32	1 ¼"	35	62	5,28	17,0	18,0	1,00	3,09
40	1 ½"	43	75	5,56	17,8	18,4	1,85	2,45




T-STUK | TEE

DN	INCH	A	D	G	B	L'	KG
8	¼"	25	25	3,30	8,1	10,2	0,19
10	3/8"	28	33	3,51	9,1	10,4	0,39
15	½"	33	38	4,09	10,9	13,6	0,52
20	¾"	38	46	4,32	12,7	13,9	0,83
25	1"	44	56	4,98	14,7	17,3	1,38
32	1 ¼"	51	62	5,28	17,0	18,0	1,66
40	1 ½"	60	75	5,56	17,8	18,4	3,12
50	2"	64	84	7,14	19,0	19,2	4,00




KRUIS | CROSS

DN	INCH	A	D	B	L'	KG
8	¼"	25	25	8,1	10,2	0,24
10	3/8"	28	33	9,1	10,4	0,49
15	½"	33	38	10,9	13,6	0,65
20	¾"	38	46	12,7	13,9	1,04
25	1"	44	56	14,7	17,3	1,73
32	1 ¼"	51	62	17,0	18,0	2,08
40	1 ½"	60	75	17,8	18,4	3,90
50	2"	64	84	19,0	19,2	5,00




ADAPTER BU NTP x BI BSP | ADAPTOR M NTP x BI BSP

INCH	L	SW	B	C	E
1/8"	26,0	14,5	15,5	10,5	5,0
¼"	28,5	17,0	16,5	12,0	8,0
3/8"	31,0	21,0	18,5	12,5	10,0
½"	37,5	26,0	22,0	15,5	13,5
¾"	41,0	32,0	23,0	18,0	20,0
1"	46,0	38,0	26,0	20,0	26,0
1 ¼"	49,0	46,0	27,0	22,0	33,0
1 ½"	51,0	54,0	28,0	23,0	39,0
2"	55,5	63,0	30,0	25,5	52,0



ADAPTER BU BSP x BI NTP | ADAPTOR M BSP x BI NTP

INCH	L	SW	B	C	E
1/8"	26,0	14,5	15,5	10,5	5,0
¼"	28,5	17,0	16,5	12,0	8,0
3/8"	31,0	21,0	18,5	12,5	10,0
½"	37,5	26,0	22,0	15,5	13,5
¾"	41,0	32,0	23,0	18,0	20,0
1"	46,0	38,0	26,0	20,0	26,0
1 ¼"	49,0	46,0	27,0	22,0	33,0
1 ½"	51,0	54,0	28,0	23,0	39,0
2"	55,5	63,0	30,0	25,5	52,0



RVS GESMEDE HOGEDRUK FITTINGEN FORGED HIGH-PRESSURE FITTINGS


NPT draad / NPT thread ANSI B2.1n / 3000 lbs.

Uitvoering / execution acc. to ANSI B 16.11

Materiaal volgens / material acc. to ASTM-A 182


ZESKANT NIPPEL | HEXAGON NIPPLE

DN	INCH	W	H	D	B	KG
6	1/8"	26	6	11,0	9,5	0,01
8	1/4"	42	6	16,0	11,0	0,03
10	3/8"	47	8	17,5	12,5	0,06
15	1/2"	52	8	22,0	14,5	0,09
20	3/4"	57	10	27,0	16,0	0,12
25	1"	65	10	35,0	19,0	0,17
32	1 1/4"	72	14	44,5	20,5	0,29
40	1 1/2"	74	16	51,0	20,5	0,34
50	2"	78	17	63,0	22,0	0,55



ZESKANT VERLOOP NIPPEL | HEXAGON REDUCING NIPPLE

INCH x INCH	H	D	W	Ba	Bb	KG
1/4" x 1/8"	6	16	27	11	10	0,04
3/8" x 1/8"	8	19	31	13	10	0,05
3/8" x 1/4"	8	19	32	13	11	0,05
1/2" x 1/4"	10	22	35	14	11	0,08
1/2" x 3/8"	10	22	37	14	13	0,08
3/4" x 1/4"	11	27	38	16	11	0,08
3/4" x 3/8"	11	27	40	16	13	0,08
3/4" x 1/2"	11	27	41	16	14	0,10
1" x 1/4"	13	35	43	19	11	0,17
1" x 3/8"	13	35	45	19	13	0,17
1" x 1/2"	13	35	46	19	14	0,21
1" x 3/4"	13	35	48	19	16	0,21
1 1/4" x 1"	14	46	54	21	19	0,39
1 1/2" x 1/2"	16	50	51	21	14	0,34
1 1/2" x 3/4"	16	50	53	21	16	0,50
1 1/2" x 1"	16	50	56	21	19	0,52
1 1/2" x 1 1/4"	16	50	58	21	21	0,54
2" x 1/2"	18	63	54	22	14	1,00
2" x 3/4"	18	63	56	22	16	0,98
2" x 1"	18	63	59	22	19	0,96
2" x 1 1/4"	18	63	61	22	21	0,95
2" x 1 1/2"	18	63	61	22	21	0,94



RVS GESMEDE HOGEDRUK FITTINGEN FORGED HIGH-PRESSURE FITTINGS


NPT draad / NPT thread ANSI B2.1n / 3000 lbs.

Uitvoering / execution acc. to ANSI B 16.11

Materiaal volgens / material acc. to ASTM-A 182

PIJPNIPPEL T.O.E. | PIPE NIPPLE T.O.E.

DN	W	D	G	B	KG
¼"	50,8	13,7	3,0	11,0	0,02
¼"	76,1	13,7	3,0	11,0	0,04
¼"	101,6	13,7	3,0	11,0	0,05
3/8"	50,8	17,2	3,2	12,5	0,06
3/8"	76,1	17,2	3,2	12,5	0,09
3/8"	101,6	17,2	3,2	12,5	0,11
½"	50,8	21,3	3,7	14,5	0,08
½"	76,1	21,3	3,7	14,5	0,12
½"	101,6	21,3	3,7	14,5	0,17
¾"	50,8	26,7	3,9	16,0	0,11
¾"	76,1	26,7	3,9	16,0	0,17
¾"	101,6	26,7	3,9	16,0	0,23
1"	50,8	33,4	4,6	19,0	0,17
1"	76,1	33,4	4,6	19,0	0,25
1"	101,6	33,4	4,6	19,0	0,33
1 ¼"	50,8	42,2	4,9	20,5	0,23
1 ¼"	76,1	42,2	4,9	20,5	0,34
1 ¼"	101,6	42,2	4,9	20,5	0,46
1 ½"	50,8	48,3	5,1	20,5	0,28
1 ½"	76,1	48,3	5,1	20,5	0,42
1 ½"	101,6	48,3	5,1	20,5	0,56
2"	50,0	60,3	5,5	22	0,39
2"	50,8	60,3	5,5	22,0	0,39
2"	76,1	60,3	5,5	22,0	0,58
2"	101,6	60,3	5,5	22,0	0,77



PIJPNIPPEL T.B.E. | PIPE NIPPLE T.B.E.

DN	W	D	G	B	KG
¼"	50,8	13,7	3,0	11,0	0,02
¼"	76,1	13,7	3,0	11,0	0,04
¼"	101,6	13,7	3,0	11,0	0,05
3/8"	50,8	17,2	3,2	12,5	0,06
3/8"	76,1	17,2	3,2	12,5	0,09
3/8"	101,6	17,2	3,2	12,5	0,11
½"	50,8	21,3	3,7	14,5	0,08
½"	76,1	21,3	3,7	14,5	0,12
½"	101,6	21,3	3,7	14,5	0,17
¾"	50,8	26,7	3,9	16,0	0,11
¾"	76,1	26,7	3,9	16,0	0,17
¾"	101,6	26,7	3,9	16,0	0,23
1"	50,8	33,4	4,6	19,0	0,17
1"	76,1	33,4	4,6	19,0	0,25
1"	101,6	33,4	4,6	19,0	0,33
1 ¼"	50,8	42,2	4,9	20,5	0,23
1 ¼"	76,1	42,2	4,9	20,5	0,34
1 ¼"	101,6	42,2	4,9	20,5	0,46
1 ½"	50,8	48,3	5,1	20,5	0,28
1 ½"	76,1	48,3	5,1	20,5	0,42
1 ½"	101,6	48,3	5,1	20,5	0,56
2"	50,0	60,3	5,5	22	0,39
2"	50,8	60,3	5,5	22,0	0,39
2"	76,1	60,3	5,5	22,0	0,58
2"	101,6	60,3	5,5	22,0	0,77



RVS GESMEDE HOGEDRUK FITTINGEN FORGED HIGH-PRESSURE FITTINGS

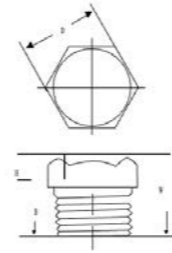
NPT draad / NPT thread ANSI B2.1n / 3000 lbs.

Uitvoering / execution acc. to ANSI B 16.11

Materiaal volgens / material acc. to ASTM-A 182

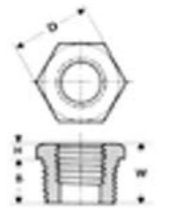
ZESKANT PLUG | HEXAGON HEAD PLUG

DN	INCH	W	H	D	B	KG
6	1/8"	16	6	11,0	10	0,01
8	1/4"	17	6	16,0	11	0,03
10	3/8"	21	8	18,0	13	0,05
15	1/2"	22	8	22,0	14	0,08
20	3/4"	26	10	27,0	16	0,15
25	1"	29	10	36,0	19	0,25
32	1 1/4"	35	14	46,0	21	0,50
40	1 1/2"	37	16	50,0	21	0,65
50	2"	40	18	65,0	22	1,10



ZESKANT VERLOOPRING BI-BU | HEXAGON BUSHING F / M

INCH x INCH	W	H	B	D	KG
1/4" x 1/8"	14,0	3	11,0	16	0,02
3/8" x 1/8"	17,0	4	13,0	19	0,02
3/8" x 1/4"	17,0	4	13,0	19	0,03
1/2" x 1/4"	19,0	5	14,0	22	0,06
1/2" x 3/8"	19,0	5	14,0	22	0,06
3/4" x 1/8"	22,0	6	16,0	27	0,11
3/4" x 1/4"	22,0	6	16,0	27	0,12
3/4" x 3/8"	22,0	6	16,0	27	0,10
3/4" x 1/2"	22,0	6	16,0	27	0,09
1" x 1/4"	25,0	6	19,0	35	0,19
1" x 3/8"	25,0	6	19,0	35	0,17
1" x 1/2"	25,0	6	19,0	35	0,15
1" x 3/4"	25,0	6	19,0	35	0,11
1 1/4" x 1/2"					
1 1/4" x 3/4"	28,0	7	21,0	46	0,09
1 1/4" x 1"	28,0	7	21,0	46	0,12
1 1/2" x 1/2"	29,0	8	21,0	50	0,28
1 1/2" x 3/4"	29,0	8	21,0	50	0,24
1 1/2" x 1"	29,0	8	21,0	50	0,20
1 1/2" x 1 1/4"	29,0	8	21,0	50	0,16
2" x 1/2"	31,0	9	22,0	63	0,50
2" x 3/4"	31,0	9	22,0	63	0,45
2" x 1"	31,0	9	22,0	63	0,41
2" x 1 1/4"	31,0	9	22,0	63	0,37
2" x 1 1/2"	31,0	9	22,0	63	0,33



RVS GESMEDE HOGEDRUK FITTINGEN FORGED HIGH-PRESSURE FITTINGS

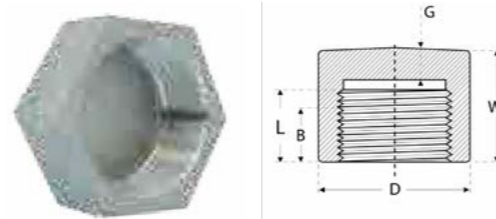
NPT draad / NPT thread ANSI B2.1n / 3000 lbs.

Uitvoering / execution acc. to ANSI B 16.11

Materiaal volgens / material acc. to ASTM-A 182


ZESKANT KAP | HEXAGON CAP

DN	INCH	W	D	G	B	L ⁽¹⁾	KG
8	¼"	25	16,0	5,0	8,0	10,0	0,05
10	3/8"	25	17,5	5,0	9,0	10,5	0,08
15	½"	32	22,0	6,5	11,0	13,5	0,12
20	¾"	37	27,0	6,5	12,5	14,0	0,20
25	1"	41	35,0	9,5	14,5	17,5	0,31
32	1 ¼"	44	44,5	9,5	17,0	18,0	0,60
40	1 ½"	44	51,0	11,0	18,0	18,5	0,73
50	2"	48	63,5	12,5	19,0	19,0	1,05



RONDE KAP | ROUND CAP

DN	INCH	W	D	G	B	L ⁽¹⁾	KG
6	1/8"	19	16	4,8	6,4	6,7	0,03
8	¼"	25	19	4,8	8,1	10,2	0,05
10	3/8"	25	22	4,8	9,1	10,4	0,06
15	½"	32	28	6,4	10,9	13,6	0,12
20	¾"	37	35	6,4	12,7	13,9	0,19
25	1"	41	44	9,7	14,7	17,3	0,35
32	1 ¼"	44	57	9,7	17,0	18,0	0,56
40	1 ½"	44	64	11,2	17,8	18,4	0,75
50	2"	48	76	12,7	19,0	19,2	1,45



RVS SNIJRINGFITTINGEN STAINLESS STEEL CUTTING RING FITTINGS

Snijringfittingen met BSP draad, volgens /

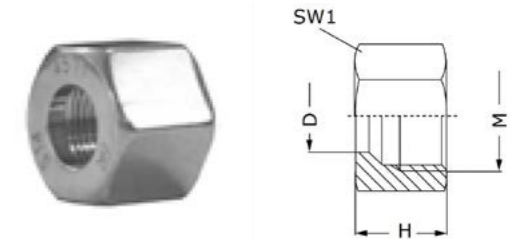
BSP threaded cutting ring fittings, according DIN 2353


Snijringen volgens / Cutting rings according DIN 3861

Ook leverbaar met NPT draad / NPT threaded available on request

WARTELMOER | NUT

D	TYPE	PN	SW1	M	H	KG
6	L	500	14	12 × 1,5	14,5	0,010
8	L	500	17	14 × 1,5	14,5	0,015
10	L	500	19	16 × 1,5	15,5	0,019
12	L	400	22	18 × 1,5	15,5	0,024
14	S	630	27	22 × 1,5	20,5	0,050
15	L	400	27	22 × 1,5	17,0	0,041
16	S	630	30	24 × 1,5	20,5	0,064
18	L	400	32	26 × 1,5	18,0	0,062
20	S	420	36	30 × 2,0	24,0	0,102
22	L	250	36	30 × 2,0	20,0	0,081
25	S	420	46	36 × 2,0	27,0	0,210
28	L	250	41	36 × 2,0	21,0	0,091
30	S	420	50	42 × 2,0	29,0	0,228
35	L	250	50	42 × 2,0	24,0	0,142
38	S	420	60	52 × 2,0	32,5	0,336
42	L	250	60	52 × 2,0	24,0	0,220





CONTACT

Benieuwd naar wat we voor jou kunnen betekenen? Onze medewerkers staan voor u klaar. Neem geheel vrijblijvend contact met ons op.



Bel 0515 580 880

Op werkdagen van 08:00 - 17:00



Stuur een Whatsapp

0515 580 880



Stuur een E-mail

info@nedinox.nl



Nedinox B.V.

De Marne 16-18 | 8701 PT | Bolsward





Nedinox B.V. | De marne 16 - 18 | 8701 PT Bolsward
+31 515 580 880 | info@nedinox.nl | nedinox.nl